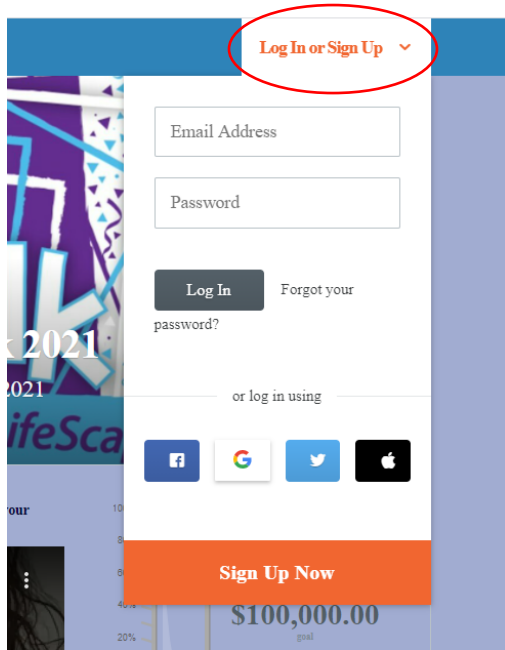



Registering for an event is quick and easy!

You can hover over Log in or Sign Up located in the upper right-hand corner of the Event Home Page. A drop-down window will appear where you will click on Sign Up Now.



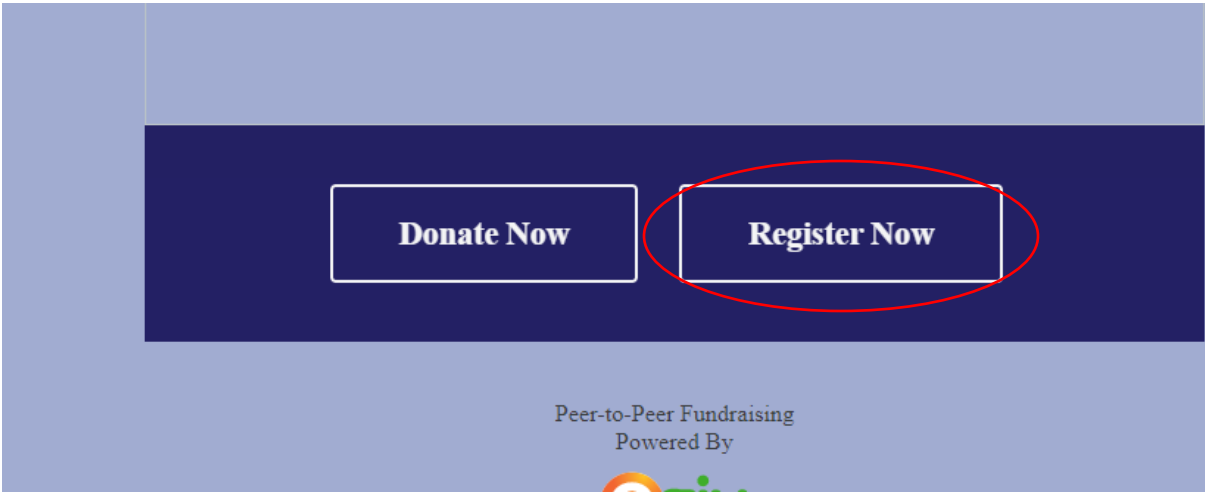
There is also a Register option in the navigation bar along the side of the Event Home Page.



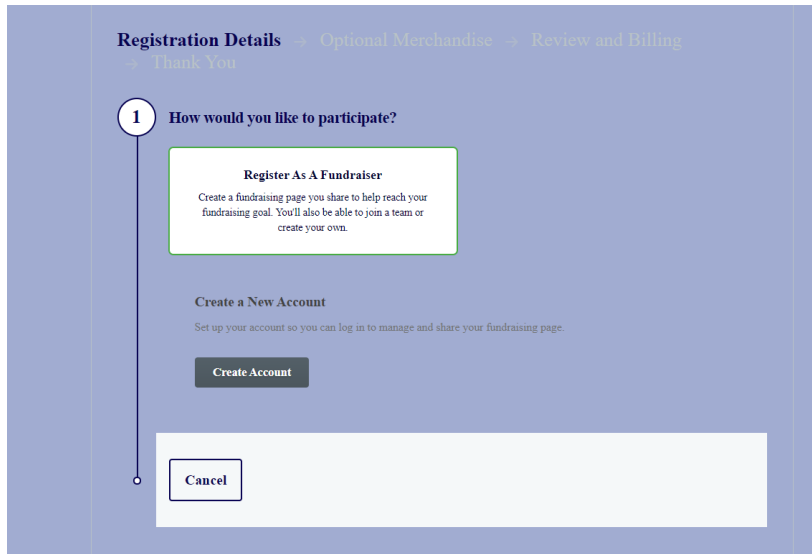
You may also be able to register by clicking the Register for This Event button below the thermometer displayed on the Event Home Page, an individual fundraiser’s page, a team fundraising page, or a classification fundraising page.



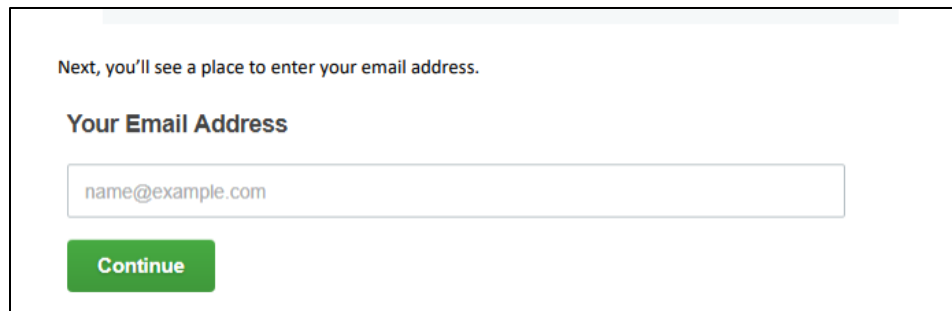
There may also be a registration button along the bottom of the Event Home Page content area in the footer.



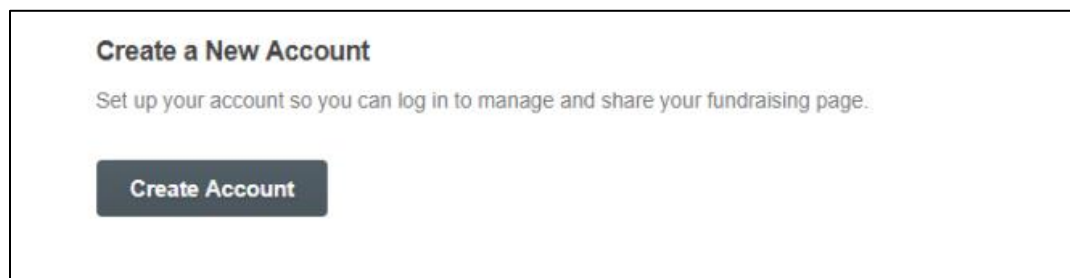
Clicking any of these choices will take you to the first step of registration, where you will choose if you want to register as a Fundraising Participant and have your own fundraising page, or as a Non-Fundraising Participant, who will still take part in the event, but will not have a fundraising page. We will be registering as a fundraiser for this example.



Next, you will see a place to enter your email address.



This is a new platform for LifeScope. Even though you have participated in the past, a new account will need to be created.



Click Create Account to fill out your details.

You can register using your email address, Facebook, or Google. If you use Facebook, the email address you used to sign up for Facebook will be the email on file for your registration. The email you used to sign up for Google will be used if you choose to register using Google. When you log in, your Facebook or Google credentials will automatically log you in; you will not have to enter an email address or password. You will also follow the same steps for registration outlined below.

Create an Account

Log in with Facebook

Sign in with Google

Sign in with Apple

or

Your First Name Your Last Name

Jocy.Smith@LifeScapesd.org

Enter a Password Confirm Password

Create My Account

By creating an account, you agree to our [Acceptable Use Policy](#).

Already have an account? [Log in now](#)

Once you choose your Classification:

- **Join a Team** To register for an event and join a team that has already been created, choose this option. For your convenience, a searchable drop-down menu of existing teams will display. You'll receive an individual fundraising page and set a personal goal. You will also have access to your team's fundraising page, where you can monitor progress towards the team fundraising goal.
- **Create a Team** This option registers you for an event and allows you to create a team. You will have a team fundraising page where you will be able to set a team fundraising goal and customize content. You will still have your own personal fundraising page and goal.
- **Continue as an Individual Fundraiser** This option will automatically create a personal fundraising page where you will be able to customize content and set a fundraising goal, but you will not be on a team.

1 Register As A Fundraiser

2 Would you like to:

Join A Team
Join a team and raise more money by fundraising as a group!

Create A Team
Take the lead and create a team to supercharge your fundraising!

Continue as an Individual Fundraiser
Create a fundraising page without joining or creating a team.

Cancel

Donate Now Register Now

Donor-to-Donor Fundraising

Joining a team- you can search for the name of the team you want to join.

2 Would you like to:

Join A Team
Join a team and raise more money by fundraising as a group!

Create A Team
Take the lead and create a team to supercharge your fundraising!

Continue as an Individual Fundraiser
Create a fundraising page without joining or creating a team.

Join a Team

Select a Team or Type to Search Teams

Continue

Cancel

Creating a Team:

This will allow you to create your team name and add your teams fundraising goal.

2 Would you like to:

Join A Team
Join a team and raise more money by fundraising as a group!

Create A Team
Take the lead and create a team to supercharge your fundraising!

Continue as an Individual Fundraiser
Create a fundraising page without joining or creating a team.

Team Information

Team Name required

Team Fundraising Goal (min. \$50.00)

\$ 0

Continue

Cancel

Individual fundraiser:

This will allow to participate as an individual participant.

2 Would you like to:

Join A Team
Join a team and raise more money by fundraising as a group!

Create A Team
Take the lead and create a team to supercharge your fundraising!

Continue as an Individual Fundraiser
Create a fundraising page without joining or creating a team.

Continue

Cancel

Confirming your desired method of participation:

You will click on the option you selected in the previous page to confirm your participation. There are no Registration Fees.

3 Select a Category

Individual! \$0.00
Register as an individual participant for the LifeScape MallWalk! Don't forget to snap a picture with Gus the Bulldog and share it with our LifeScape MallWalk Facebook page!

Join a team! \$0.00
Join a team for the LifeScape MallWalk! Don't forget to snap a picture with Gus the Bulldog and share it with our LifeScape MallWalk Facebook page!

Create a team! \$0.00
Create a team for LifeScape's MallWalk 2021! Don't forget to snap a picture with Gus the Bulldog and share it with our LifeScape MallWalk Facebook page! Make sure to tag your team name!

Complete your personal information-

4 Personal Information

First Name required Last Name required
Emily Kinches

Address required
Address Line 2

City required State required Zip Code required
Select a...

Country required Phone Number required
United States

Fundraising Goal:

Here you can include your personal fundraising goal. This is the amount does not reflect your team's goal.

Fundraising Goal

Your Personal Fundraising Goal (min. \$25.00)

\$ 0.00

Optional Donation:

If you would like to get started on donating to your team/personal page. You can include your desired contribution amount here.

Optional Donation

Optional Donation Amount

You can start your fundraising efforts today by making an optional donation that will be applied toward your fundraising goal.

Matching Gifts:

You are able to provide recognition to your employer if your donation was match. Once you click on the box, an additional box will appear with a section to place your employers name.

Matching Gifts

Your gift could be worth more with a matching gift from your employer!

 This donation can be matched

Additional Questions:

If you would like you starting \$25 to reserve you a commemorative LifeScape MallWalk mask, choose an option for Yes or No if you would not like a mask with your donation. The second option is to ensure how you would like to obtain your mask. *Note: Personal information completed earlier will help us know where to send your item(s).*

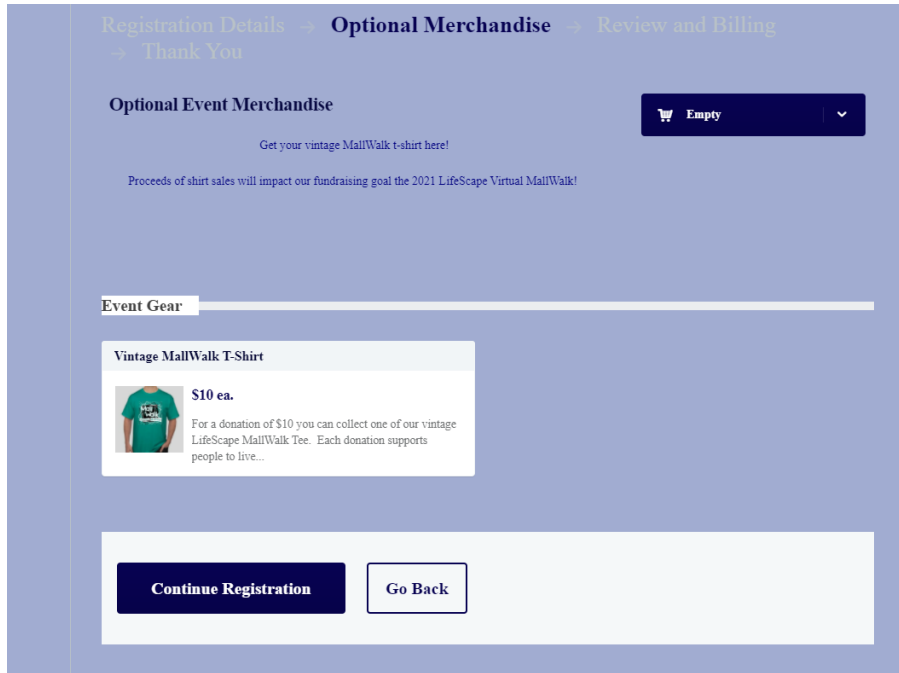
Additional Questions

Would you like a MallWalk mask with your starting \$25 donation!

Will you pick up your mask or have it mailed?

Event Gear:

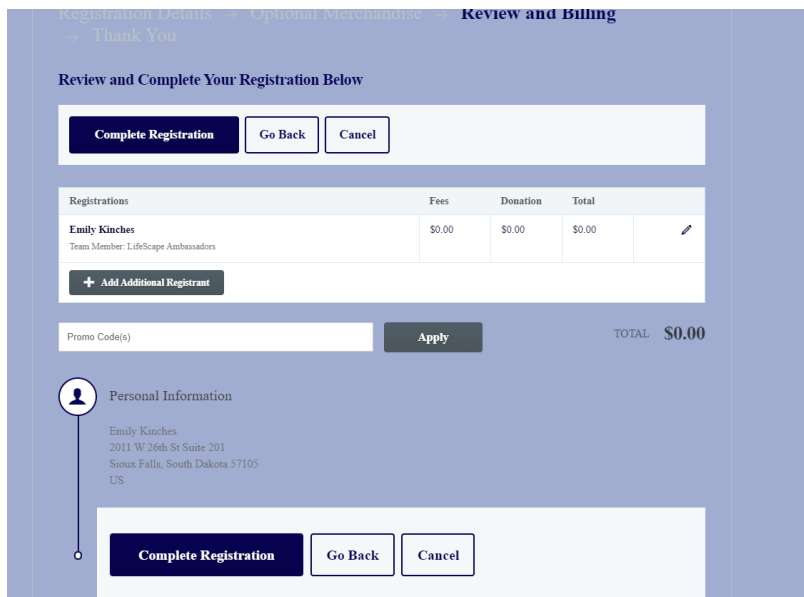
Interested in purchasing a previous MallWalk gear? Purchase a vintage MallWalk shirt in this section. All sales support this years MallWalk fundraising goal.



Click continue if you do not choose to purchase a shirt.

Completing Registration:

In this section, if you selected to purchase a shirt, a payment method section will appear at towards the bottom. This is also an overview of your purchase.



Registration Receipt:

Congratulations! You have completed your registration. You can begin customizing your team profile or individual page profile in the next steps. Click on “upload your avatar to get started”

Registration Details → Optional Merchandise → Review and Billing
→ **Thank You**

Your Registration (#11308036) is Complete!

Complete Your Profile 0% Complete

Now tell your story to connect with more supporters and raise donations! Personalize your profile, then share your page:

- Upload Your Avatar
- Update your Personal Page
- Send a Fundraising Email
- Raise Your First Donation
- Share on Facebook / Twitter

or view your Fundraising Dashboard

\$0.00 TOTAL AMOUNT CHARGED

Transaction ID: 11308036
Date: January 8, 2021 3:46:24 PM

Personal Information

Emily Kinches
2011 W 26th St Suite 201
Sioux Falls, South Dakota 57105 US
emily.kinches@lifescapesd.org
6054449808

Your Profile:

Welcome to your profile page. If you can continue, here we will upload your teams’ picture, register other participants on your team, connect with your team via email, edit your fundraising goal, or share your page on any of your social channels. Ran out of time to keep going? Do not worry, you can come back to this section and complete your profile later. All you need is your username and password you created at the start of registration 😊

My Fundraising Dashboard

Customizing your fundraising page will help you raise more money! Creating a unique page for yourself is easy—all the tools are right here.

Get the Word Out

Providing easy access to your fundraising page is a great way to increase donations.

- Send a Fundraising Email
- Share on Facebook
- Add a Registrant
- See All Donations

Links

My Page Edit URL	https://secure.eggy.com/event/madheadk2021/account/1056620		
My Team Page Edit URL	https://secure.eggy.com/event/madheadk2021/team/T11636		

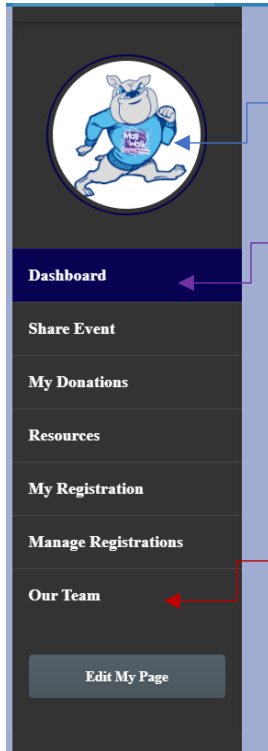
100% **\$0.00** raised

50% **\$25.00** goal

0% **0%** of your goal raised

Updated 01/08/2021

Your Dashboard:



Change your avatar image here. Hover over the circle to upload a picture from your computer or mobile device.

The Dashboard button will condense all your profile needs to one page. Or you can click on each section individually through the buttons listed in the gray area box.

You can edit your team page in this section. Note: Only Team Captains will have this option.

Send Emails to your team members here or to friends and family how can support your fundraising efforts.

Sign up more people to your team here. You can create a temporary Username and password for their account. They can change later. This allows you to start their profile.

You can also invite people to join your team without create a fundraising page.

Track all your team or individual page donations here. Great way to keep track of your supporters.

The screenshot shows a fundraising dashboard with several key features and callout boxes:

- Send a Fundraising Email:** A button with an envelope icon.
- Share on Facebook:** A button with the Facebook 'f' logo.
- Add a Registrant:** A button with a person icon and a plus sign.
- See All Donations:** A button with a dollar sign and a coin icon.
- Links:** A section with a text box containing: "Share your fundraising page directly to your Facebook here. Or- Copy & paste your pages URL link here. **Note:** there is a link for your team page or your individual page." Below this are two input fields: "My Page" with URL <https://secure.qgiv.com/event/mallwalk2021/account/1056628> and "My Team Page" with URL <https://secure.qgiv.com/event/mallwalk2021/team/871626>.
- Progress Tracker:** A thermometer-style gauge showing 0% achieved, a \$25.00 goal, and 0% of the goal reached.
- Update My Goal:** A button at the bottom right of the progress section.

You did it! You are all set to Walk' N Roll! Thank you for supporting LifeScape!



Edit your fundraising goal here. *Remember-* as "Team Captain" you will have two profiles to navigate. Make you are editing the correct one before hitting save 😊

Have questions or need help with you registration/profile?

Call or email me! I'd love to help!

Jocy Smith

(605)444-9808

jocelyn.smith@lifescapesd.org